




GOLDEN ELEVATORS

*Complete Solution of Elevators & Escalators
with best Quality and Service*





About Us

Golden Elevators is serving in more than 5 cities across India. It deals in high quality international elevators and escalators. We also provide proper ideas for develop and maintenance of elevators and escalators. Golden Elevators is the name one can easily associate with the most advanced and the most reliable elevator and escalators technologies. Hi-tech improvement, quality & customer delight are the main tools which have helped us to catch new heights of success. It is one of the most reliable and best service provider companies, committed for delivering well pleased services on time, every time and everywhere.

We offer wide range of Elevators and Escalators, which not only includes passenger elevator, stretcher elevator, home elevator, hydraulic elevator, car elevator, machine room less elevator, but also escalator.

We also Supply Escalators & Elevators to Govt. & Public Sector. Our Products are Approved by ISO Certification.

We are supported by the first-class technologies, rich management experiences and superior service, Golden elevators Manufacturer provides scientifically best maintained and strict quality control for the users of our products. Choosing Golden elevators is same as selecting a complete set of service system.

Customer focus

We pursues on "Customer focus", and sets up a powerful and professional installation group. Our nationwide network of after-sale service and a spare parts supply system, help us provide the customers support within 24-hour "zero-distance and all-weather" service. So that every passenger who uses Golden elevators can have a very ease free and pleasant "journey"! with us.



Elevator Car

- Homogeneous Bottom & Top Structure with minimum welding joints.
- Available in MS Powder Coated / Galvanized Powder Coated and Stainless Steel Material.
- Customized Design of Various combination of Plain S.S. Designer S.S. Sheet Material, MS Powder Coated etc.

Stainless Steel With
Rose Gold Designed Finish Car.



Stainless Steel With
Gold Mirror Finish Car.




Stainless Steel With
Gold Designed Car



Composite Gold Designed With
Stainless Steel Finish Car



Stainless Steel With
Gold Combination Designed Finish Car.



Stainless Steel With
Mirror Finish Car.



Stainless Steel With
Hairline Finish Car.




Mild Steel With
Powder Coated Finish Car.



Full Glass Capsule
Square Car.



Stainless Steel Designed With
Copper Finish Car.



Elevator Doors

- Available in MS powder coated / Galvanized powder coated and Stainless Steel material.
- Plain SS or SS Cladding over MS sheet doors.
- Flush doors, Full vision Glass doors, full glass doors.
- Different kinds of vision patterns in doors.
- Attractive powder coating designs with latest technology.
- Available in various kind of SS designer sheet material.

Stainless Steel With
Full Glass Gold Finish Door



Plain S.S. Door



Plain M.S. Door



Telescopic S.S. Door





Swing Door



Collapsible Door




Imperforate Door



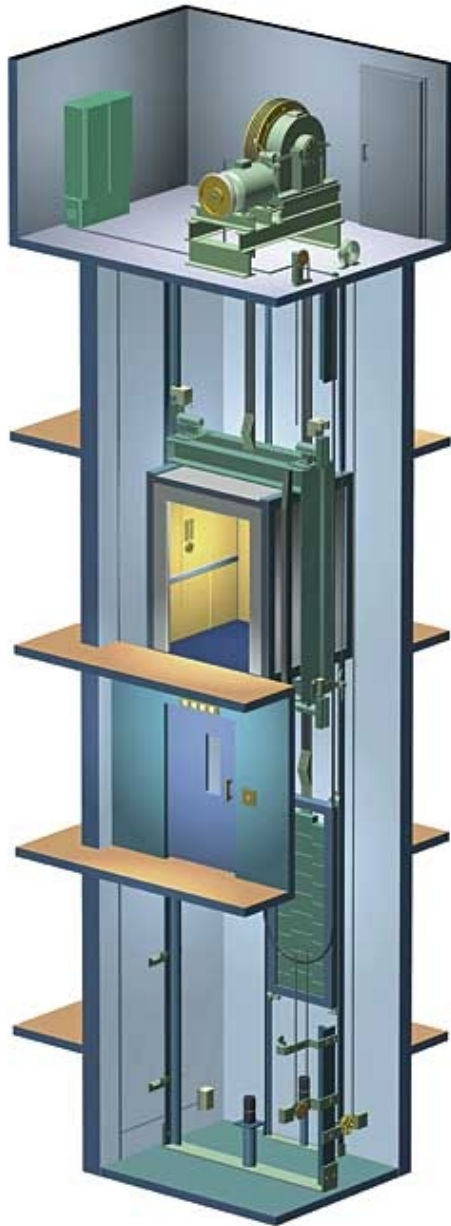
2- Panel
Side Opening
Car Door Mechanism



2- Panel
Centre Opening
Car Door Mechanism



2- Panel
Center Opening
Landing Door Mechanism




HOISTWAY MACHINE ROOM SIZES

| PERSONS | CAPACITY KG | CAR-W (A) | CAR-D (B) | SHAFT-W (C) | SHAFT-D (D) |
|---------|----------------|--------------|--------------|----------------|----------------|
| 4 | 272 | 850 | 1050 | 1350 | 1450 |
| 6 | 408 | 1100 | 1150 | 1600 | 1550 |
| 8 | 544 | 1100 | 1400 | 1600 | 1800 |
| 10 | 680 | 1200 | 1550 | 1700 | 1950 |
| 12 | 816 | 1300 | 1650 | 1800 | 2050 |
| 15 | 1020 | 1400 | 2000 | 1900 | 2500 |
| 20 | 1360 | 1550 | 2400 | 2100 | 2900 |

Our Machine are specially designed for various application such as speed and capacity with rigid & rugged reliability. smooth trouble free operation. We use standard worm gears with taper roller bearings and thrust bearing in machine for maximum load carrying capacity.


The Perfect Lubrication system gives longer life and smooth Operation. The machine are Mounted on special type of rubbers which have extra ordinary dumping capacity, due to this characteristic, the machine runs vibration free.

Geared Traction Machine



Gearless Traction Machine





**Automatic Door
Controller with
VVVF Drive**

**Integrated
Lift Controller
MRL Encloser**



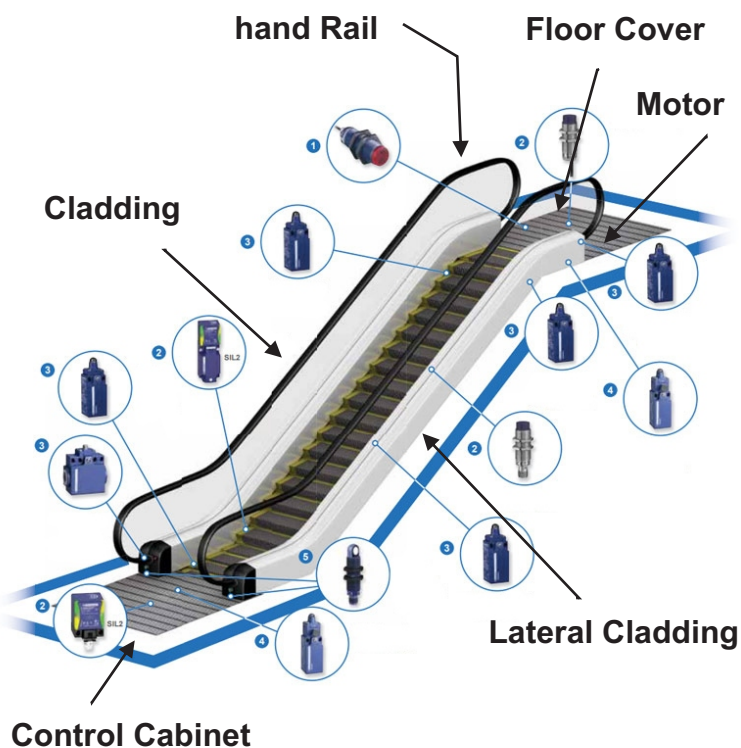
Automatic Rescue Device (ARD) for Lift

Lift Power LP440/LP220 is applicable specially designed High Starting Current type Inverter to operate the Lift in Emergency Mode to rescue the passenger in Power fail condition.

Features:

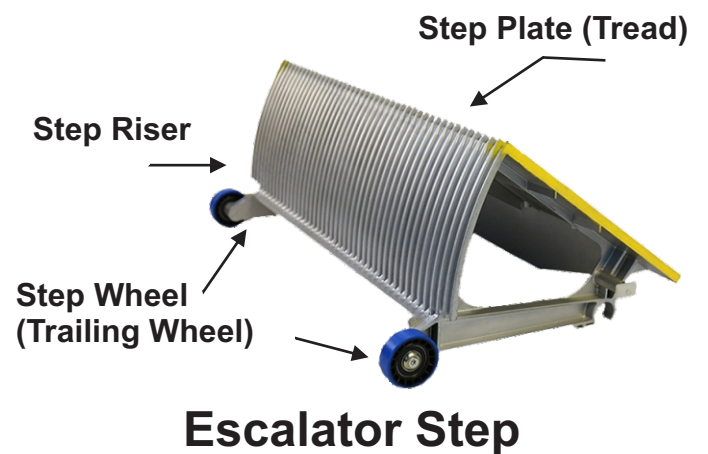
- Suitable for Auto Door / Manual Door Lift.
- High Starting Current High Starting Torque Requirement.
- Automatic Shut Down to Prevent unnecessary Battery Usage.
- Digital Signal processing for Pure Sinewave output with
- power Efficient low On Resistance Easy based design.
- IGBT based Charging for longer battery life.
- Automatic Battery Charging Cut off.
- Protection against deep discharge of Battery.
- Status Indications on LCD/LEDs.





Technical Specification of Escalator

| Model | Traveling Height L (mm) | Rated Speed (m/s) | Rated Load Capacity | Inclination | Motor Power (kw) | A (mm) | B (mm) | C (mm) | D (mm) |
|-----------|----------------------------|----------------------|---------------------|-------------|---------------------|--------|--------|--------|-------------|
| EF30A-60 | $3000 \leq H \leq 6000$ | 0.5 | 3600 | 30 | 8 | 800 | 838 | 1200 | ≤ 1260 |
| EF30A-80 | $5000 \leq H \leq 6000$ | | 4800 | | 11 | 800 | 1038 | 1400 | ≤ 1460 |
| EF30A-100 | $4500 \leq H \leq 6000$ | | 6000 | | 11 | 800 | 1238 | 1600 | ≤ 1660 |
| EF35A-60 | $3000 \leq H \leq 6000$ | 0.5 | 3600 | 35 | 8 | 800 | 838 | 1200 | < 1260 |
| EF35A-80 | $5500 \leq H \leq 6000$ | | 4800 | | 11 | 1000 | 1238 | 1400 | < 1480 |
| EF35A-100 | $4500 \leq H \leq 6000$ | | 6000 | | 11 | 1000 | 1038 | 1600 | < 1660 |






SAFETY



OIL BUFFERS





Reach Your Target
Customer
Quickly with
Our Direct
Response Service



Our Domestic
Business



MY EARTH GREEN EARTH

Golden Elevators green earth movement by less utilization of paper,
providing electronics media. For detail specification of product
visit www.goldenelevators.in



GOLDEN ELEVATORS

PROVIDING ELEVATOR SOLUTION

Corporate Office

Plot No. 240, Vaishali Nagar,
Ajmer - 305001
Tel. : 0145-2970121
Mob. : +91-9772202212
+91-9828200063

Factory

RIICO Industrial Area,
Bindayaka, Jaipur - 302012
Mob. : +91-9772202212
+91-9610288222

E-Mail : info@goldenelevators.in
goldenelevatorsajmer@gmail.com

Web : www.goldenelevators.in



Golden Elevators has a policy of the continuous improvement of performance and range of our products and therefore the company retains the right to modify products, data and dimensions without prior notice.